



Selected products



Index

Kerr™
ENDODONTICS

Kerr™
RESTORATIVES

Kerr™
PREVENTION

■	OptiDam	4
■	Apex ID	5
■	TF Adaptive	6
■	elementsfree	8
■	MetaFix	10
■	SuperMat	11
■	OptiBond XTR	12
■	OptiBond FL	14
■	OptiBond Solo Plus	15
■	OptiBond All-in-One	16
■	Harmonize	18
■	HerculiteXRV UltraFlow	20
■	SonicFill 2	22
■	CompoRoller	24
■	Compothixo	25
■	Demi Ultra	26
■	OptiDisc	28
■	Occlubrush	29
■	Opti1Step Polisher	30
■	Take 1 Advanced	31
■	Temp-Bond	32
■	Temp-Bond NE	33
■	Temp-Bond Clear	33
■	Maxcem Elite	34
■	Maxcem Elite Chroma	35
■	NX3	36
■	OptiView	37
■	Cleanic in Tube	38
■	Pro-Cup	39
■	Miniature Brushes	40
■	Pro-Brush	40
■	Seal-Tight	41
■	CaviCide	42
■	CaviWipes	43

A complete practice workflow

High quality products offering reliable solutions

ROOM PREPARATION

CaviCide
CaviWipes

PATIENT PREPARATION

Seal-Tight
OptiDam

DIAGNOSTIC

Apex ID

SHAPING

TF Adaptive

OBTURATION

elementsfree

DIRECT

TOOTH PREPARATION

MetaFix
SuperMat

ADHESION

OptiBond family

FILLING

BULK FILL

SonicFill 2

LAYERING

Harmonize
Herculite XRV Ultra Flow
CompoRoller
Compothixo

LIGHT CURING

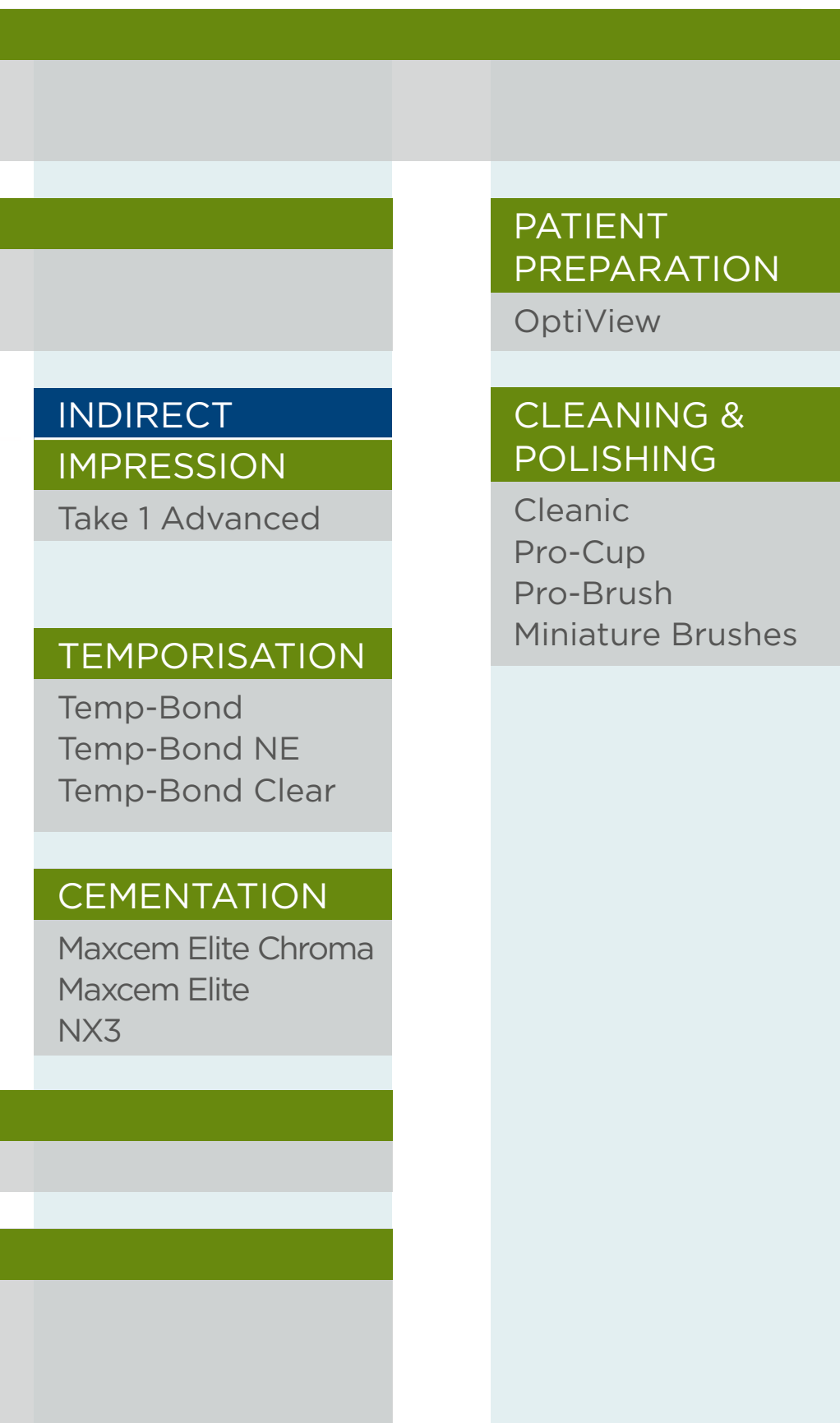
Demi Ultra

FINISHING & POLISHING

OptiDisc
Occlubrush
Opti1Step Polisher

ENDODONTICS

RESTORATIVES



For over 125 years Kerr has been dedicated to bringing exceptional dental products to the market.

We are committed to advancing dentistry through education and sustainable solutions in consultation with clinicians.

This partnership approach is the inspiration behind decades of standard-setting products that make up Kerr's rich portfolio, covering:

- **Room and patient preparation**
- **Endodontic diagnostics, irrigation, shaping and obturation**
- **Direct and indirect restorations, from preparation to finishing and polishing**
- **Prevention.**

Our solutions are united under one strong Kerr brand, divided into the Kerr Endodontics, Kerr Restoratives and Kerr Prevention categories.

This catalogue offers a selection of our most popular brands. Offering a fantastic range of products for your practice, our latest innovations include the aesthetic composite infused with ART (Adaptive Response Technology), Harmonize™ and the first dental cement with a Colour Cleanup Indicator that tells dentists when it's time to clean up excesses, Maxcem™ Elite Chroma.

You can also continue to rely on favourites such as the OptiBond family, Herculite XRV Ultra Flow, SonicFill 2, Temp-Bond, Take 1 Advanced, TF Adaptive and Cleanic prophylaxis paste.

Covering the entire practice workflow as shown here, our aim is to make life easier for your team and the patient's journey as comfortable as possible.

For the entire Kerr product portfolio please visit us at:

www.KerrDental.com

PREVENTION

OptiDam™

3D rubber dam



OptiDam is the first rubber dam with a 3D shape and nipple design.

Features

OptiDam involves much less preparatory work than conventional rubber dams.

- 3D shape.
- Outward oriented nipples that are easily cut.
- Anatomical frame.
- Available in two versions – anterior and posterior.

Benefits

Kerr OptiDam also offers maximum patient comfort, making treatment fast and efficient.

- Reduced tension.
- Creates a dry and clean operating field.
- Establishes a non contaminated field.
- Offers optimum protection for both patient and dental staff.

PLACING TECHNIQUE

Anterior



1. Insert OptiDam Anterior by orienting "+" in maxillary position and "-" in mandibular position. Use the "+" and the "-" as a guide to centre the dam at the midline.



2. Use dental floss to push the dam through the mesial contact. Starting with the central incisors.



3. Slip the rubber dam over the remaining teeth to be isolated.

Posterior



1. Position the clamp on OptiDam Posterior in one step.



2. Place the rubber dam behind the wings of the clamp.



3. Slip the rubber dam over the teeth to be isolated.

OptiDam Kit

CONTENTS: 10x OptiDam 3D Rubber Dam; 1x Anatomical Frame.

REF/Part No.	Description
5200	OptiDam Posterior Intro Kit
5203	OptiDam Anterior Intro Kit

OptiDam Refills

REF/Part No.	Description
5202	Refill Frame OptiDam – Pack of 2
5201	Refill OptiDam Posterior – Pack of 30
5204	Refill OptiDam Anterior – Pack of 30
5205	Refill OptiDam Posterior – Pack of 60
5206	Refill OptiDam Anterior – Pack of 60

Apex ID™

Digital apex locator

Apex ID is compact and modern with unique functions that allow you to focus on what's important; providing the best care for your patients.

Features

Apex ID offers accurate, uninterrupted readings in real time.

- Customisable settings.
- Precise measurements.
- Continuous calibration.

Benefits

Apex ID has been designed to work in almost any canal condition: whether dry, wet, bleeding or filled with saline, EDTA, NaOCl, chlorhexidine.

- Possible to adapt the “point zero” and sound signals for a more intuitive use.
- Accuracy of measurements in all root canal conditions for precise information.
- Unstopped readings in real time for increased precision.



Apex ID Starter Kit

CONTENTS: 1x Apex ID; 1x Apex ID Stand; 5x Lip Hooks; 2x File Clips; 1x File Probe; 1x Probe Cord; 1x Apex ID IFU; 3x AAA 1.5V Batteries

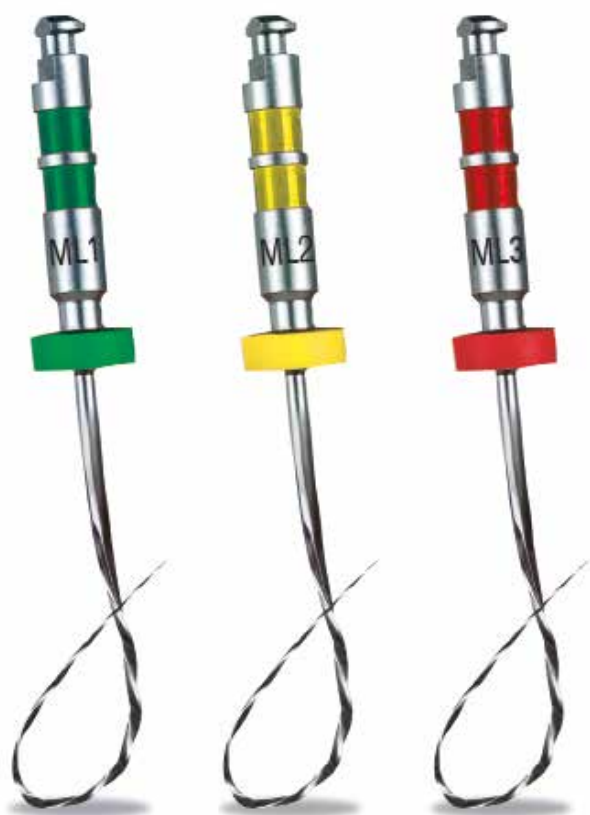
REF/Part No.	Description
972-0090	Apex ID Starter Kit

Apex ID Accessories

REF/Part No.	Description
972-0092	Apex ID Lip Hooks – Pack of 5
972-0093	Apex ID File Clips – Pack of 2
972-0094	Apex ID File Probe
972-0095	Apex ID File Probe

TF[®] Adaptive

Rotary and reciprocation files



The TF Adaptive file system provides the clinician with exceptional file control throughout endodontic treatment.

Features

Rotary when you want it; reciprocation when you need it.

- **Rotary** – 600° clockwise and 0° counter-clockwise file motion when no load is applied.
- **Reciprocation** – 370° clockwise and up to 50° counter clockwise file motion when load is applied.
- **Intuitive** – colour coded file identification.

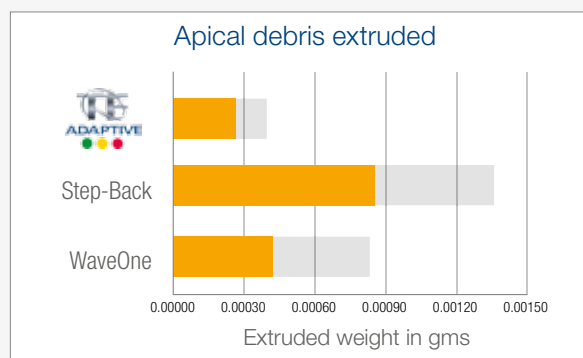
Benefits

Improve your root canal preparation with Adaptive Motion Technology.

- Consistently successful endodontics.
- Easy and intuitive system.
- Greater control with fewer file breakages and improved debris removal.

APICAL DEBRIS EXTRUSION

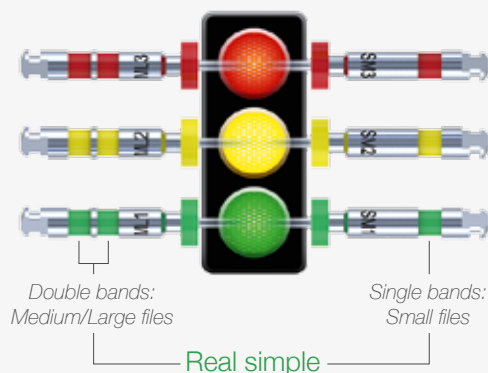
Compared with the TF Adaptive System, the Manual Step-Back technique generated 207 percent more debris from the apex than TF Adaptive while WaveOne[®] generated 59 percent more debris from the apex than TF Adaptive.



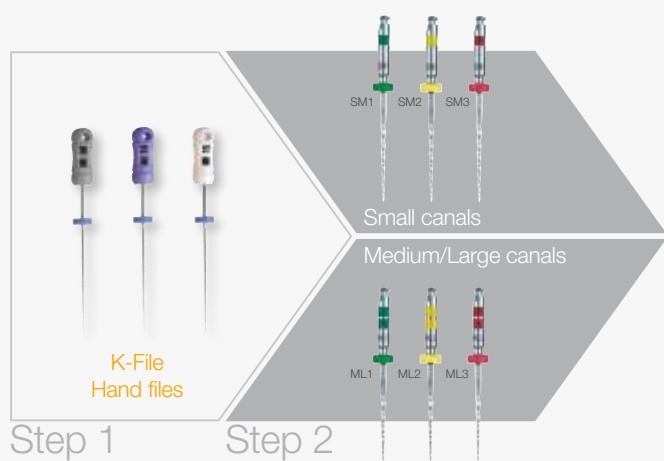
Study conducted by Jaramillo, D. and Raydolfo, A. (2013)
Comparison of the Extrusion of Dentin Debris Using a New Instrumentation.

INTUITIVE FILE IDENTIFICATION

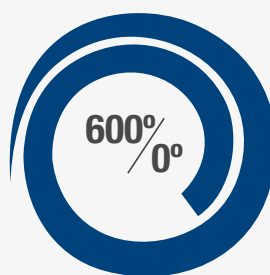
An intuitive, colour coded system designed for efficiency and ease of use. Just like a traffic light... start with green and stop with red.



TF ADAPTIVE WORKFLOW

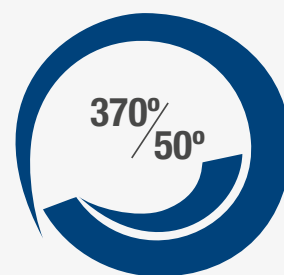


ADAPTIVE MOTION TECHNOLOGY



Rotary

600° clockwise and 0° counter-clockwise file motion when no load is applied.



Reciprocation

370° clockwise and up to 50° counter-clockwise file motion when load is applied.

TF Adaptive Starter Kit

CONTENTS: 1x Elements Motor w/ 8:1 Contra Angle; 5x TF Adaptive Small Assorted Pack in 23mm; 2x TF Adaptive Small Assorted Pack in 27mm; 5x TF Adaptive Medium/Large Assorted Pack in 23mm; 2x TF Adaptive Medium/Large Assorted Pack in 27mm, 2x #8 K-Files in 25mm Pack; 2x #10 K-Files in 25mm Pack; 2x #15 K-Files in 25mm Pack; 1x La Axxess 2.0 Bur Kit.

REF/Part No.	Description
815-1531	TF Adaptive Starter Kit

TF Adaptive Accessories

REF/Part No.	Description
815-1502	Elements Motor and 8:1 Contra Angle EU/UK Version
815-1510	Elements Motor Handpiece without Contra Angles
815-1512	Elements Motor Foot Pedal
815-1515	Elements Motor Power Cord
815-9155	Contra Angle Hand Piece Push Button 8:1
815-1531	Starter Kit EU/UK Version
817-3003	Small Procedure Pack 23mm
817-3007	Small Procedure Pack 27mm
817-4003	Med/Lrg Procedure Pack 23mm
817-4007	Med/Lrg Procedure Pack 27mm
817-4203	TF Adaptive File SM1 23mm
817-4207	TF Adaptive File SM1 27mm
817-6253	TF Adaptive File SM2 23mm
817-6257	TF Adaptive File SM2 27mm
817-4353	TF Adaptive File SM3 23mm
817-4357	TF Adaptive File SM3 27mm
817-8253	TF Adaptive File ML1 23mm
817-8257	TF Adaptive File ML1 27mm
817-6353	TF Adaptive File ML2 23mm
817-6357	TF Adaptive File ML2 27mm
817-4503	TF Adaptive File ML3 23mm
817-4507	TF Adaptive File ML3 27mm

TF Adaptive Accessories

REF/Part No.	Description
815-1540	Gutta-Percha Small Yellow Pack – SM2
815-1541	Gutta-Percha Small Red Pack – SM3
815-1542	Gutta-Percha Small Asst Pack – SM2, SM3
815-1543	Gutta-Percha Medium/Large Green Pack – ML1
815-1544	Gutta-Percha Medium/Large Yellow Pack – ML2
815-1545	Gutta-Percha Medium/Large Red Pack – ML3
815-1546	Gutta-Percha Medium/Large Asst Pack – ML1, ML2, ML3
815-1550	Obturator Small Yellow Pack – SM2
815-1551	Obturator Small Red Pack – SM3
815-1554	Obturator Medium/Large Green Pack – ML1
815-1555	Obturator Medium/Large Yellow Pack – ML2
815-1556	Obturator Medium/Large Red Pack – ML3
815-1560	Bulk Obturator Small Yellow Pack – SM2
815-1561	Bulk Obturator Small Red Pack – SM3
815-1562	Bulk Obturator Medium/Large Green Pack – ML1
815-1563	Bulk Obturator Medium/Large Yellow Pack – ML2
815-1564	Bulk Obturator Medium/Large Red Pack – ML3
815-1552	Verifier Small Yellow Pack – SM2
815-1553	Verifier Small Red Pack – SM3
815-1557	Verifier Medium/Large Green Pack – ML1
815-1558	Verifier Medium/Large Yellow Pack – ML2
815-1559	Verifier Medium/Large Red Pack – ML3
815-1570	Paper Points Small Yellow Pack – SM2
815-1571	Paper Points Small Red Pack – SM3
815-1572	Paper Points Medium/Large Green Pack – ML1
815-1573	Paper Points Medium/Large Yellow Pack – ML2
815-1574	Paper Points Medium/Large Red Pack – ML3
815-1575	Paper Points Small Asst Pack – SM2, SM3
815-1576	Paper Points Medium/Large Asst Pack – ML1, ML2, ML3
077-3142	Technique Card

elements™ free

Cordless obturation system

ENDODONTICS



The elementsfree obturation system has all the great benefits of the original Elements system, plus it's cordless!

Features

Powered obturation with no strings attached.

- Swiss motor and gear drive for high level performance.
- Motorised extrusion for less hand fatigue.
- Single use cartridges with built-in finger grips for ease of use.
- Aerogel insulation surrounds the heating element for your comfort and your patient's safety.

Benefits

Ready to go when you're ready to go.

- Predictable results: high quality 3D fill.
- Ease of use: motor driven extruder for better control and real tactile feel.
- Intuitive: easy set up, friendly handling and full control for safe results.

THERMAL PROTECTION

Thermal images of three backfill devices, after being heated to 200°C for five minutes.



Internal data available upon request

PLUGGERS AND GUTTA-PERCHA CARTRIDGES



Buchanan System B heat pluggers

- High quality pluggers with a shape that closely matches the final root canal preparation (bendable tip).
- Tip reaches accurate temperature at time of release.
- Easy separation from condensed gutta-percha.
- Available individually or in a pre-packaged kit of five.
- Available in size .04. (40 percent smaller) which allows access into even the smallest canals.

Elements gutta-percha cartridge

- Convenient cartridge delivery.
- Easy insertion and removal with fingers: time saving.
- Minimal cross contamination.
- Excellent heat conductivity: tips made of silver.
- Optimal visibility of operative area: needle longer and bendable.



Dual charging base



Single charging base

elementsfree Units

REF/Part No.	Description
973-0500-TYPEF	System Type F with Dual Charging Base (EU)
973-0502-TYPEF	Downpack Unit Type F with Single Charging Base (EU)
973-0504-TYPEF	Backfill Unit Type F with Single Charging Base (EU)
973-0500-TYPEG	System Type G with Dual Charging Base (UK)
973-0502-TYPEG	Downpack Unit Type G with Single Charging Base (UK)
973-0504-TYPEG	Backfill Unit Type G with Single Charging Base (UK)

elementsfree Replacement Parts

REF/Part No.	Description
973-0516-TYPEF	Cord Type F (EU)
973-0516-TYPEG	Cord Type G (UK)
973-0515	Transformer
973-0337	Elements Cartridge Bender Tool
973-0520	Battery

elementsfree Replacement Parts

REF/Part No.	Description
973-0510	elementsfree Dual Charging Base
973-0512	elementsfree Single Charging Base
972-1002	Elements Gutta-Percha Cartridge 23GA – Pack 10
972-1003	Elements Gutta-Percha Cartridge 25GA – Pack 10
972-1005	Elements Gutta-Percha Cartridge Heavy 23GA – Pack 10
952-0003	Buchanan Heat Pluggers (XF, F, FM, M, ML)
952-0004	Buchanan Heat Plugger Fine .06 Taper
952-0005	Buchanan Heat Plugger Fine Medium .08 Taper
952-0006	Buchanan Heat Plugger Medium .10 Taper
952-0007	Buchanan Heat Plugger Medium-Large .12 Taper
952-0031	Buchanan Heat Plugger Extra Fine .04 Taper
952-0017	System B Tip Stand
974-0058	Buchanan Hand Plugger 1
974-0059	Buchanan Hand Plugger 2
974-0060	Buchanan Hand Plugger 0

MetaFix™

All-In-One matrix system



With its innovative integrated tightening/opening system, All-In-One MetaFix matrix is the perfect solution for Class II – MO/OD/MOD composite fillings in the posterior area.

Features

Unique and fast application/removal.


- Integrated clamping system for easy and stable tightening.
- Integrated release mechanism for fast and simple removal.
- Contoured shape for perfect contact point control.
- Anatomical design for improved cervical adaptation and cavity depth.

Benefits

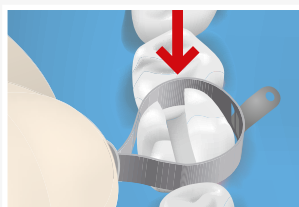
Three sizes are available for better marginal adaptation to any posterior tooth.

- Easy creation of the contact point and of an anatomic restoration.
- No additional tools, disinfection or cleaning needed.
- Neither overhangs nor extensive finishing required.
- Light matrix system for excellent patient comfort and better visibility of the working area.

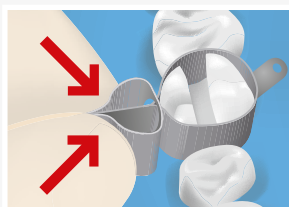
PLACING TECHNIQUE



1. Select the appropriate matrix size. Adapt the closing ring if needed.




2. Position the matrix on the tooth and slide it cervically.




3. Squeeze the closing ring, towards the tooth surface until the matrix is tightened.



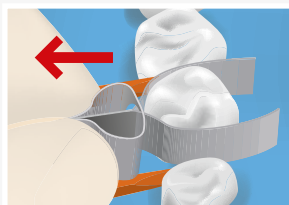
4. Insert wedges as appropriate, holding the matrix into the correct and stable position




5. Insert a probe or other instrument into the removal tear strip with tip oriented horizontally. Ensure that the tip of the instrument doesn't point towards hard/soft tissues.



6. Pull the tear strip in a vertical direction, holding the matrix in place with the finger if necessary.



7. Remove the opened matrix from the buccal side.



8. Remove the wedges and check the contact point.

MetaFix Assorted Kit

CONTENTS: 50x Small Matrix; 50x Medium Matrix; 50x Large Matrix.

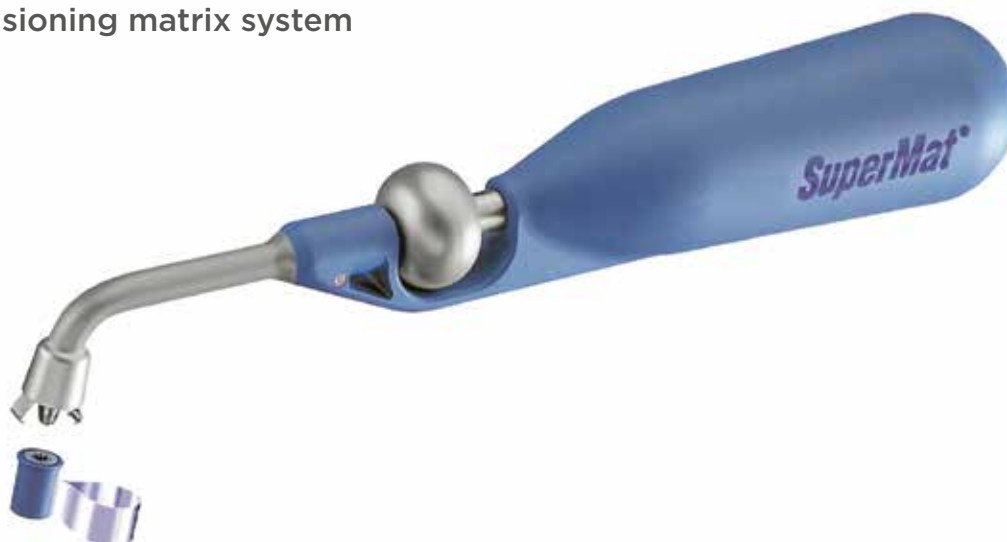
REF/Part No.	Description
3604	MetaFix Assorted Kit (150 pcs)

MetaFix Refills

REF/Part No.	Description
3601	MetaFix Small – Pack of 50
3602	MetaFix Medium – Pack of 50
3603	MetaFix Large – Pack of 50

SuperMat®

Universal tensioning matrix system



Perfectly shaped for the macro area, SuperMat is ideal for transparent and steel posterior matrices.

Features


SuperMat simplifies the demands of large posterior restorations.

- Precise and comfortable tensioning system.
- Available in two band heights with a single shape for molars and premolars.
- Matrices available in steel or transparent plastic.
- The SuperMat tensioning instrument is designed to easily fit and adapt to the SuperCap matrix.

Benefits

SuperMat offers fast, easy and standardised application.

- Less tensioning force, allowing restoration of several teeth in the same quadrant at the same time.
- Good anatomical shape, which does not interfere with light curing.
- Minimum finishing work required, saving time.



Steel matrices "Dead-Soft"



Steel matrices "Non-Dead-Soft"



Transparent matrices

SuperMat Assorted Kit

CONTENTS: 1x SuperLock Tensioning Instrument; 14x Assorted Adapt SuperCap Steel matrices; 6x Assorted Adapt SuperCap Transparent Matrices.

REF/Part No.	Description
2150	SuperMat Assorted kit



2150 – SuperMat Assorted Kit

SuperCap Spools Refills

REF/Part No.	Description
2010	100x SuperCap Spools – 5.6mm High
2020	500x SuperCap Spools – 5.6mm High
2015	100x SuperCap Spools – 6.7mm High
2025	500x SuperCap Spools – 6.7mm High

Adapt SuperCap Matrix Refills

CONTENTS: 50x Adapt SuperCap Steel Matrices.

REF/Part No.	Size
2161	0.030, 5.0mm High
2162	0.030, 6.3mm High
2171	0.050, 5.0mm High
2172	0.050, 6.3mm High
2181	0.038, 5.0mm High
2182	0.038, 6.3mm High

OptiBond™ XTR

Self-etch, light-cure universal adhesive



The only bonding agent that offers both the power and durability of a total-etch adhesive and the simplified protocol of a self-etch technique.

Features

A truly universal formula effective on all surfaces and dental areas.

- Patented formula with GPDM monomer, for proven long lasting bond strength.
- Hydrophilic and hydrophobic action.
- Low film thickness formula.

Benefits

For easy application with strong bonding results.

- Proven long lasting bond strength, with minimised post operative sensitivity.
- Consistent protocol, effective on all surfaces and dental areas.
- No auxiliary product needed, 100 percent compatibility with all resin based material.

TECHNIQUE CARD

Direct technique



Apply OptiBond XTR **PRIMER** to enamel/dentine using scrubbing motion.



Air thin with medium air pressure.



Shake OptiBond XTR **ADHESIVE** briefly. Apply to enamel/dentine surface using light brushing motion.



Air thin with medium air pressure and then strong air for at least five seconds.



Light cure.

Indirect technique



Apply OptiBond XTR **PRIMER** to enamel/dentine using scrubbing motion.



Air thin with medium air pressure.



Shake OptiBond XTR **ADHESIVE** briefly. Apply to enamel/dentine surface using light brushing motion.



Air thin with medium air pressure and then strong air for at least five seconds.



Light cure.



Select appropriate shade of any resin cement. Refer to manufacturer's instructions for use.



Gently seat restoration. Remove excess cement.



Light Cure all surfaces for 20 seconds.


RELIABLE FORMULA




Modifies and penetrates the smear layer to plug dentine tubules and **avoid post operative sensitivity.**



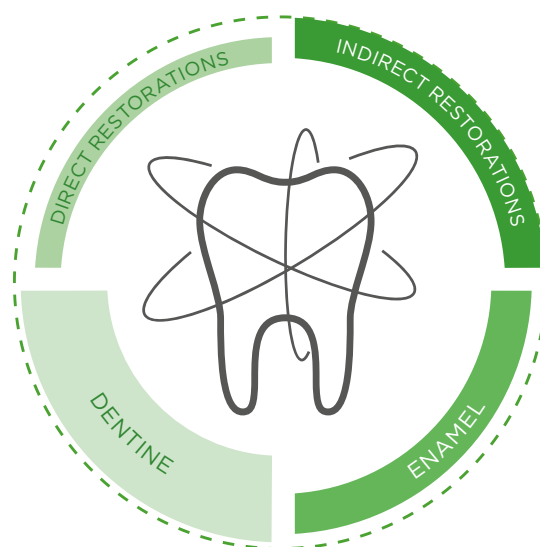
Patented formula with GPDM monomer, for **proven long lasting bond strength.**



Hydrophilic and hydrophobic action thanks to HEMA components, to actively react **both on dentine and bonding agent.**



Low film thickness formula, for **amazing aesthetic results, everywhere.**



OptiBond XTR Bottle Kit

CONTENTS: 1x 5ml Bottle Self-Etching Primer; 1x 5ml Bottle Universal Adhesive; 100x Applicators; 25x Four Cavity Mixing Wells; Instructions for Use and Technique Guide.

REF/Part No.	Description
35122	OptiBond XTR Bottle Kit – 10ml

OptiBond XTR Bottle Refills

REF/Part No.	Description
35123	OptiBond XTR Primer 5ml Bottle Refill
35124	OptiBond XTR Adhesive 5ml Bottle Refill

OptiBond XTR Unidose Kit

CONTENTS: 50x Unidose Self-Etching Primers (0.18ml each); 50x Unidose Universal Adhesives (0.18ml each); 100 Applicators, Instructions for Use; 1x Technique Guide.

REF/Part No.	Description
35121	OptiBond XTR Unidose Kit – 18ml

OptiBond™ FL

Total-etch, two component dental adhesive



Gold standard OptiBond FL is a filled, light cure, total-etch adhesive bonding system that offers a simple two bottle or Unidose delivery with only one light curing step.

Features

Three steps, total-etch formula.

- 48 percent filler load.
- Patented formula with GPDM monomer.
- Water + Ethanol formula.

Benefits

The Gold standard.

- Proven long term performances.
- Virtually eliminates post operative sensitivity for the patients.
- High radiopacity.



OptiBond FL Bottle Kit

CONTENTS: 1x 8ml OptiBond FL Primer Bottle; 1x 8ml OptiBond FL Adhesive Bottle; 1x 3g Gel Etchant Syringe; 10x Gel Etchant Disposable Syringe Tip; 25x Disposable Mixing Wells; 50x Disposable Applicator Tips.

REF/Part No.	Description
26684 E	OptiBond FL Bottle Kit – 16ml

OptiBond FL Unidose Kit

CONTENTS: 50x Foil Packs [1 Pouch Includes 1x Primer Unidose (0.10ml each); 1x Adhesive Unidose (0.10ml each); 1x Applicator Tip].

REF/Part No.	Description
33352 E	OptiBond FL Unidose Kit – 10ml

OptiBond FL Bottle Refills

REF/Part No.	Description
25881 E	OptiBond FL Primer 8ml Bottle Refill
25882 E	OptiBond FL Adhesive 8ml Bottle Refill

OptiBond™ Solo™ Plus

Single component dental adhesive

Award winning OptiBond Solo Plus is a single component dental adhesive designed for both direct and indirect bonding applications.

Features

Two steps, total-etch formula.

- 15 percent filler load.
- Patented formula with GPDM monomer.
- Ethanol formula.

Benefits

Perfect results, simple execution.

- Simple to use.
- Proven clinical performances.
- Effective hybrid zone.



OptiBond Solo Plus Bottle Kit

CONTENTS: 2x 5ml Bottle OptiBond Solo Plus Adhesive; 1x 3g Gel Etchant Syringe; 10x Gel Etchant Disposable Syringe Tip; 25x Disposable Mixing Wells; 100x Disposable Applicator Tips.

REF/Part No.	Description
29670	OptiBond Solo Plus Bottle Kit – 10ml

OptiBond Solo Plus Unidose Kit

CONTENTS: 100x OptiBond Solo Plus Unidose (0.10ml each); 1x 3g Gel Etchant Syringe; 10x Gel Etchant Disposable Syringe Tip; 25x Disposable Mixing Wells; 100x Disposable Applicator Tips.

REF/Part No.	Description
29682 E	OptiBond Solo Plus Unidose Kit – 10ml

OptiBond Solo Plus Refills

REF/Part No.	Description
29692	OptiBond Solo Plus – 5ml Bottle Refill
29669 E	100x OptiBond Solo Plus – 0.10ml Unidose Refills – 10ml

OptiBond™ All-In-One

Single component self-etch dental adhesive



OptiBond All-In-One dental bonding agent greatly simplifies the restorative procedure by providing superior adhesion to all surfaces and substrates for both direct and indirect applications.

Features

One step, self-etch formula.

- 7 percent filler load.
- Patented formula with GPDM monomer.
- Water + Ethanol + Acetone formula.

Benefits

Extreme simplicity, without compromise.

- Excellent penetration into dental tubules.
- Virtually eliminates post operative sensitivity for the patients.
- Three solvents provide effective dentine and enamel conditioning.



OptiBond All-In-One Bottle Kit

CONTENTS: 1x 5ml Bottle OptiBond All-In-One Adhesive; 3x OptiBond All-In-One Unidose (0.18ml each); 25x Disposable Mixing Wells; 50x Disposable Applicator Tips; Instructions for Use e Technique Card.

REF/Part No.	Description
29670	OptiBond All-In-One Bottle Kit – 5.54ml

OptiBond All-In-One Unidose Kit

CONTENTS: 100x OptiBond All-In-One Unidose (0.18ml each); 100x Disposable Applicator Tip; Instructions for Use and Technique Card.

REF/Part No.	Description
34449	OptiBond All-In-One Unidose Kit – 18ml

OptiBond All-In-One Refills

REF/Part No.	Description
24680	200x Applicator Tip
27157	100x Disposable Mixing Wells

OPTIBOND FAMILY

	OptiBond FL	OptiBond Solo Plus	OptiBond XTR	OptiBond All-In-One
	The Gold standard	Perfect result, simple execution	Any procedure, truly universal	Extreme simplicity
Primer – Adhesive				
Gel etchant			Not required	Not required

Formula	Patented formula with GPDM monomer for proven, long lasting bond strength			
Nr. of steps	3	2		1
Filler load	48 percent	15 percent		7 percent
Film thickness	~ 60µ	~ 10µ	~ 5-10µ	~ 5µ
Solvent	Water + Ethanol	Ethanol	Water + Ethanol + Acetone	

DIRECT BONDING	●	●	●	●
To enamel	●	●	●	●
To dentine	●	●	●	●
Composite repair	●	●	●	●
Porcelain repair	●	●	●	●
Amalgam sealing	●	●	●	●

INDIRECT BONDING	-	●	●	●*
Veneers	-	●	●	●*
Crown and bridges	-	●	●	●*
Inlay / onlays	-	●	●	●*
Core materials	-	●	●	●*
Cementation of posts	-	●*	●	●*

* Use with NX3 or Maxcem Elite cements

Harmonize™

Nanohybrid Universal Composite



Experience the next generation composite that elevates your artistry. Harmonize™ begins with **ART, Adaptive Response Technology**, the nanoparticle filler system that makes achieving lifelike restorations easier than ever before. ART also enables better blending capabilities and enhanced structural integrity, providing your restorations with exceptional strength and unmatched aesthetics.

Features

Nanoparticle filler system with Adaptive Response Technology:

- Specially controlled filler shape and size.
- Patented rheological modifiers.
- High filler load (81 percent filler load by weight).
- Solid reinforced filled system of spherical silica and zirconia nanoparticles.

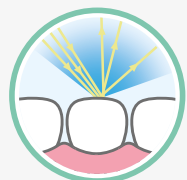
Benefits

It is the ART in Harmonize that enables the seamless aesthetic qualities, remarkable handling, and strength comparable to a natural tooth.

- Adaptive reflection to the light wavelength for an enhanced chameleon effect.
- Superior gloss retention and easier polishability.
- Adaptive viscosity for an easy shape of the composite and prevention of slumping.
- Minimised stickiness and simplified carving.
- Better curing efficacy for a long lasting performance.

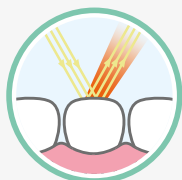
UNMATCHED AESTHETICS

LOWER WAVELENGTHS
- BLUE LIGHT COLOUR -



DIFFUSE REFLECTION

HIGHER WAVELENGTHS
- RED LIGHT COLOUR -



SPECULAR REFLECTION

Light reflection like a natural tooth

Just like a natural human tooth, and unlike other universal composites, Harmonize adapts to the light wavelength by reflecting diffuse light at lower wavelengths and specular light at higher wavelengths. This results in **better blending** than other leading composites.

Internal data available upon request.

EASIER HANDLING


Dynamic Viscosity

The art nanoparticle filler system **adapts to the clinician's behaviour**: the exclusive **rheological modifier** improves flowability while sculpting, making it **easy to shape the composite**. When sculpting is complete, the viscosity increases, **preventing the material from slumping**. **All this minimises the effort needed to reach the desired form**, reducing the time required for trimming and finishing.

EXCEPTIONAL STRENGTH

Reinforced filler structure

Very small spherical silica and zirconia particles are linked together and fused in a reinforced structure. This improves the interaction and crosslinking between the filler system and the resin matrix, resulting in **more efficient polymerisation and higher strength**. As a result, you can rely on longer lasting restorations, more likely to **resist chipping and fractures over time**.



Harmonize – Syringe Trial Kit

CONTENTS: 4x 2g Syringe (1x Dentine A3, 1x Dentine A3.5, 1x Enamel A2, 1x Enamel A3); Instructions for Use.

REF/Part No.	Description
36631	Harmonize – Syringe Trial Kit

Harmonize – Unidose Trial Kit

CONTENTS: 20x 0.25g Unidose (5x Dentine A3, 5x Dentine A3.5, 5x Enamel A2, 5x Enamel A3); Instructions for Use.

REF/Part No.	Description
36632	Harmonize – Unidose Trial Kit

Harmonize – Refills

Shade	1x 4g Syringe	20x 0.25g Unidose
Dentine A1	36545	36571
Dentine A2	36536	36572
Dentine A3	36546	36573
Dentine A3.5	36547	36574
Dentine A4	36548	36575
Dentine B3	36549	36576
Dentine C4	36550	36577
Dentine XL2	36551	36578
Enamel A1	36552	36579
Enamel A2	36537	36542
Enamel A3	36553	36581
Enamel A3.5	36554	36582
Enamel A4	36555	36583
Enamel B1	36556	36584
Enamel B2	36557	36585
Enamel B3	36558	36586
Enamel B4	36559	36587
Enamel C1	36560	36588
Enamel C2	36561	36589
Enamel C3	36562	36590
Enamel C4	36563	36591
Enamel D2	36564	36592
Enamel D3	36565	36593
Enamel D4	36566	36594
Enamel XL	36567	36595
Incisal Translucent Amber	36538	36543
Incisal Translucent Blue	36568	36597
Incisal Translucent Clear	36569	36598
Incisal Translucent Gray	36570	36599
Incisal Translucent SuperClear*	36539	Not Available

Harmonize – Syringe Intro Kit

CONTENTS: 4x 4g Syringe (1x Dentine A3, 1x Dentine A3.5, 1x Enamel A2, 1x Enamel A3); Instructions for Use.

REF/Part No.	Description
36633	Harmonize – Syringe Intro Kit

Harmonize – Unidose Intro Kit

CONTENTS: 40x 0.25g Unidose (10x Dentine A3, 10x Dentine A3.5, 10x Enamel A2, 10x Enamel A3); Instructions for Use.

REF/Part No.	Description
36634	Harmonize – Unidose Intro Kit

Harmonize – Syringe Advanced Kit

CONTENTS: 8x 4g Syringe (1x Dentine A2, 1x Dentine A3, 1x Dentine A4, 1x Enamel A2, 1x Enamel A3, 1x Incisal Amber, 1x Incisal Clear, 1x Incisal Gray); Instructions for Use.

REF/Part No.	Description
36635	Harmonize – Syringe Advanced Kit

Harmonize – Unidose Advanced Kit

CONTENTS: 80x 0.25g Unidose (10x Dentine A2, 10x Dentine A3, 10x Dentine A4, 10x Enamel A2, 10x Enamel A3, 10x Incisal Amber, 10x Incisal Clear, 10x Incisal Gray); Instructions for Use.

REF/Part No.	Description
36636	Harmonize – Unidose Advanced Kit

*3g syringe

Herculite® XRV Ultra™ Flow

Nanohybrid flowable composite

RESTORATIVES



Herculite XRV Ultra Flow combines the long standing expertise of the Herculite brand in a new innovative flowable composite. It's the perfect match for the aesthetic performance of Herculite XRV Ultra.

Features

The Ultimate Flowable. The Ultimate Match.

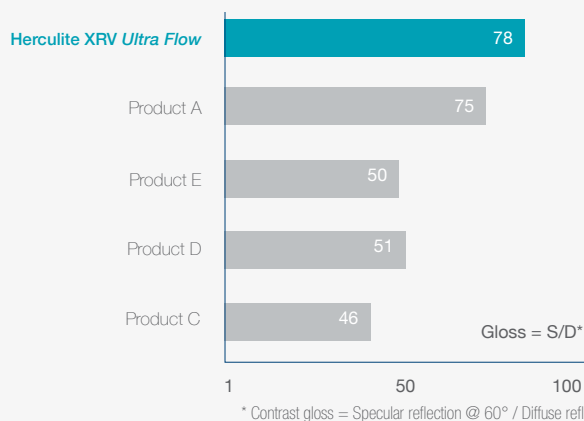
- Smart Placement Technology with rheological additives.
- Nanohybrid flowable composite.
- 70 percent filler load by weight.

Benefits

A flowable that works just the way you want.

- Single viscosity to flow into all internal lines and point angles, while holding its shape.
- Outstanding flexural strength.
- Excellent gloss retention.
- Easy polishability.

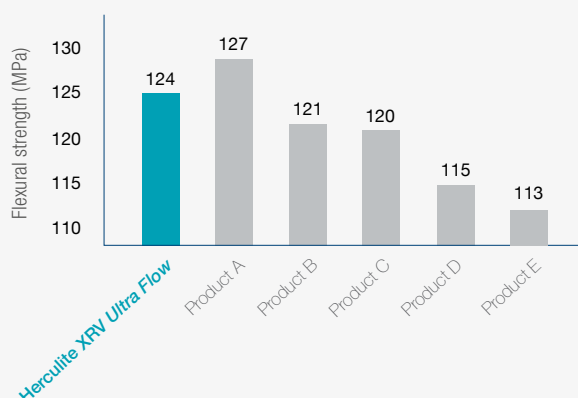
HIGH GLOSS RETENTION



While initial gloss is a critical feature, gloss over time is more important. It is an indication of how long the aesthetics of the restoration will last. Herculite XRV Ultra Flow retains gloss after ageing better than many other leading materials.

Internal data available upon request

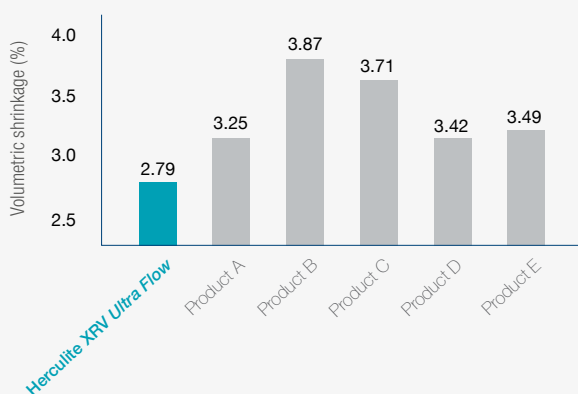
OUTSTANDING FLEXURAL STRENGTH



Similar to its companion Herculite XRV Ultra, Herculite XRV Ultra Flow has excellent mechanical properties, including strength.

Internal data available upon request

LOW SHRINKAGE



Leading experts cite low shrinkage as a critical feature of flowable composites; Herculite XRV Ultra Flow was specially designed with a high filler loading rate for minimal polymerisation shrinkage.

Internal data available upon request

Herculite XRV Ultra Flow – Refill Syringes

CONTENTS: 2x 2g Syringe; 20x Dispensing Tips; Technique Guide; Instructions for Use.

REF/Part No.	Description
35407	Herculite XRV Ultra Flow – A1
35408	Herculite XRV Ultra Flow – A2
35409	Herculite XRV Ultra Flow – A3
35410	Herculite XRV Ultra Flow – A3.5
35411	Herculite XRV Ultra Flow – A4
35412	Herculite XRV Ultra Flow – B1
35413	Herculite XRV Ultra Flow – B2
35414	Herculite XRV Ultra Flow – C2
35415	Herculite XRV Ultra Flow – D2

REF/Part No.	Description
35416	Herculite XRV Ultra Flow – XL1
35417	Herculite XRV Ultra Flow – XL2
35418	Herculite XRV Ultra Flow – Universal Opaque

Herculite XRV Ultra Flow – Accessories

REF/Part No.	Description
3370	50x Herculite XRV Ultra Flow – Dispensing Tips

SonicFill™ 2

SingleFill™ composite system



The first of its kind, SonicFill 2 is a fast and easy composite bulk fill system for posterior restorations.

Features

Highly filled proprietary resin with special modifiers to react to sonic energy.

- Up to 84 percent viscosity drop during placement.
- Filler load by weight 82 percent.
- Non sticky, non slumping composite with optimal sculpability.
- A foot switch and five dispensing speed settings to control composite delivery.
- Small and ergonomic Unidose tip to facilitate easy access to the cavity.

Benefits

Reliable posterior restorations. Easier than ever.

- No voids, gaps or seams.
- Excellent marginal integrity.
- Outstanding adaptation to cavity surfaces.
- High depth of cure.
- Excellent strength, polishability and wear resistance.
- Low sensitivity to ambient light.

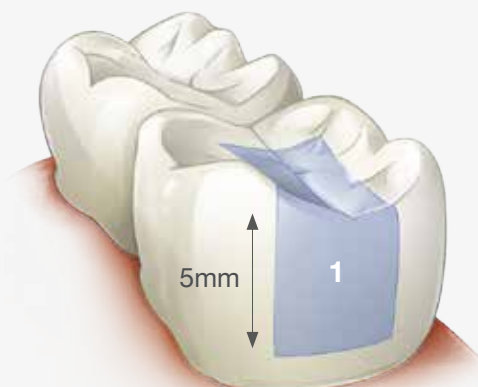
BULK FILL TECHNIQUES






Bulk fill flowable with universal cap.
Two layers.



High viscosity bulk fill with flowable liner.
Two layers.



SonicFill™ 2 System
ONLY ONE LAYER

Requirements for bulk fill	Adaptation	Marginal integrity	Depth of cure	Good mechanical properties
Any bulk fill product must meet these requirements to be clinically useful.	Good adaptation to internal line angles and to cavosurface margins. Eliminate voids and gaps to avoid sensitivity and microleakage.	Minimise the shrinkage stress in order not to compromise the marginal integrity, nor deform the tooth's shape.	Cure the entire depth of the increment placed.	Ensure strength and durability that is at least equal to conventional materials placed in layers.
Low Viscosity 	Good adaptation. Avoiding overfilling is cumbersome and difficult. ★★★	Low modulus reduces shrinkage during curing. Adds requirement to use conventional composite layer on all stress bearing surfaces. ★★★	Requires long curing times to meet claims. Curing with high powered lights for shorter periods has been found to be insufficient. ★★	Low modulus reduces mechanical properties to unacceptable level. Capping layer required. ★
High Viscosity 	Poor adaptation. Flowable often required to eliminate voids, seams and gaps. ★	Most materials have low shrinkage. Some materials have much higher shrinkage stress than conventional restoratives. ★★★	Most materials appear to cure as claimed when following correct protocol. ★★★★★	Mechanical properties acceptable for a posterior restoration. ★★
Single Fill  SonicFill 2	Low viscosity during placement provides the same adaptation as a flowable. ★★★★★	Low shrinkage and sonic activation of the material help reduce the impact of shrinkage stress. ★★★★★	SonicFill has been found to exceed depth of cure by several independent testing sites. ★★★★★	SonicFill is among the strongest and most durable materials on the market (82 percent filler load). ★★★★★

Internal data available upon request

SonicFill 2 – Intro Kit

CONTENTS: 1x SonicFill Handpiece + Instructions for Use

1x Getting Started Pack (5 Unidose Tips and 5 Tooth Models)
 10x 0.25g SonicFill 2 Unidose A1 Composite
 20x 0.25g SonicFill 2 Unidose A2 Composite
 30x 0.25g SonicFill 2 Unidose A3 Composite
 Instructions for Use
 Technique Guide

REF/Part No.	Description
1.007.7401	SonicFill 2 – SingleFill Composite System – Intro Kit



SonicFill 2 – Unidose Refills

CONTENTS: 2x Unidose Tips Box (10x 0.25g) SonicFill 2 Composite; Instructions for Use.

REF/Part No.	Description
36047	SonicFill 2 – Unidose Composite Refill A1
36048	SonicFill 2 – Unidose Composite Refill A2
36049	SonicFill 2 – Unidose Composite Refill A3
36050	SonicFill 2 – Unidose Composite Refill B1



SonicFill Handpiece

CONTENTS: SonicFill Handpiece to Activate SonicFill Unidose Tip; Instructions for Use.

REF/Part No.	Description
1.007.7400	SonicFill Handpiece

SonicFill Multiflex Couplings

CONTENTS: Multiflex Coupling for SonicFill Handpiece.

REF/Part No.	Description
1.007.3197	Multiflex Coupling 465LED
0.553.1210	Multiflex Coupling 457

CompoRoller™

Composite modelling instrument



CompoRoller is an innovative composite modelling instrument designed to give the clinician complete control when layering and contouring a direct composite restoration to its final form.

Features

CompoRoller's selection of seven tips achieve smooth composite contouring for great adaptation and marginal integrity.

- Autoclavable, lightweight and ergonomically designed handle.
- Unique, non stick rolling tips.
- Disposable tips.
- Choice of tip shapes.

Benefits

Working ends facilitate bubble free, homogenous application of any composite in thin, even layers with no undesired traces.

- Fast and easy.
- Precise and predictable.
- Hygienic.
- Versatile with seven tip shapes available.

AVAILABLE TIP SHAPES



Part. No. 5302, Ø 4mm



Part. No. 5303



Part. No. 5304, Ø 3mm



Part. No. 5305



Part. No. 5306



Part. No. 5307



Part. No. 5308

CompoRoller Kit

CONTENTS: 1 CompoRoller Handle; 7x Tips Each of All Seven Shapes (Total 49 Tips)

REF/Part No.	Description
5300	CompoRoller Assorted Kit

CompoRoller Refills

REF/Part No.	Description
5301	CompoRoller Handle – Pack of 2
5302	Cylindrical 4mm Tip – Pack of 100
5303	Conical Tip – Pack of 100
5304	Cylindrical 3mm Tip – Pack of 100
5305	Disc-shaped Tip – Pack of 100
5306	Point-shaped Tip – Pack of 100
5307	Oval-shaped Tip – Pack of 100
5308	Spatula Tip – Pack of 100



5300 – CompoRoller Assorted Kit

Compothixo™

Smart vibration composite placement and modelling system



Suitable for all classes of restorations Compothixo represents a unique generation of composite placement and modelling instrument.

Features

- Compothixo technology enhances the thixotropic properties of composites by changing only its viscosity.
- Ergonomic, lightweight design.
 - Four commonly used interchangeable tips that are easy to fit.
 - 140 Hz vibration frequency.
 - Eight hours of battery autonomy.

Benefits

- For modelling of composite, occlusal modelling, fissures and removal of excess, layer application technique for all restorative classes, and direct veneering.
- Superior cavity and matrix adaptation.
 - Easy thin layer stratification.
 - Reduction of air bubbles.

AVAILABLE TIP SHAPES



Pointed Tip
Part. No. 5403



Spatula Tip
Part. No. 5404



Plunger Tip
Part. No. 5405



Semi-Sphere Tip
Part. No. 5406

Compothixo Intro Kit

CONTENTS: 1x Instrument Handle; 1x Pointed Tip; 1x Spatula Tip; 1x Plunger Tip; 1x Semi-Sphere Tip.

REF/Part No.	Description
5400	Compothixo Intro Kit

Compothixo Assorted Tips Kit

CONTENTS: 1x Pointed Tip; 1x Spatula Tip; 1x Plunger Tip; 1x Semi-Sphere Tip.

REF/Part No.	Description
5402	Compothixo Assorted Tips Kit

Compothixo Refills

REF/Part No.	Size
5401	1x Compothixo Instrument Handle
5303	2x Compothixo Pointed Tip
5304	2x Compothixo Spatula Tip
5305	2x Compothixo Plunger Tip
5306	2x Compothixo Semi-Sphere Tip
5307	2x Compothixo Battery (AAAA)

Demi™ Ultra

LED ultracapacitor curing light system

RESTORATIVES



Demi Ultra is the first curing light to free dentists from both batteries and cords, while offering the unmatched performance and reliability of a Demetron curing light.

Features

Demi Ultra offers an ultra light, durable and chemical resistant design.

- Ergonomically designed, lightweight handpiece.
- 360° rotating tip.
- Two button operation providing easy access to all system functions.
- Integrated radiometer in the charging dock for convenient testing of the curing light output.

Benefits

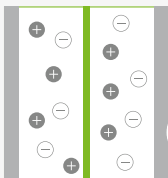
Powered by the revolutionary U-40™ Ultracapacitor, Demi Ultra re-energises in less than 40 seconds.

- The ultracapacitor eliminates the need for replacement batteries and cords.
- Proprietary C.U.R.E.™ (Curing Uniformity and Reduced Energy) technology delivers uniform depth of cure rapidly with industry leading low temperatures.
- Demi™ Ultra Easy Suite™ for simple and intuitive operation and maintenance.

U-40™ ULTRACAPACITOR

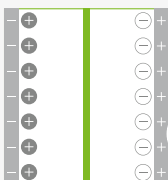
The ultracapacitor, working as the power source, eliminates the need of replacement batteries and cords while offering a reliable performance overtime (ultracapacitors do not require replacement) and improved longevity (eight times longer life expectancy compared with lithium-based batteries).

How it works



Low energy

Inside the U-40 Ultracapacitor, ions float between two carbon coated electrodes.



Re-energised

When an electrical current is applied to the plates (this occurs when the handpiece is in the dock), the ions accumulate on each plate, creating an electric field to power the curing light.

TECHNICAL DATA

OUTPUT

1.100 to 1.330mW/cm²

WAVELENGTH

450 to 470nm

CURING MODES

5, 10 and 20 seconds

LED LIGHT ATTACHMENT

8mm with 60° angle, non autoclavable

«RE-ENERGIZE» TIME

40 seconds after full discharge

RUN TIME ON A FULL CHARGE

25x 10 second cures

TOTAL WEIGHT

184 grams

WARRANTY

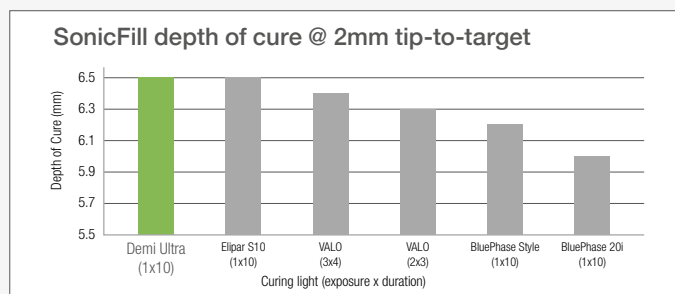

Three years standard + Two years and accidental damage coverage optionals

C.U.R.E. TECHNOLOGY

Demi Ultra takes a responsible approach to curing and energy management by utilising proprietary C.U.R.E. Technology (Curing Uniformity and Reduced Energy).

Depth of Cure

Demi Ultra delivers a more uniform and concentrated beam compared to other curing lights. This directs more energy to the restoration for an efficient, uniform depth of cure.



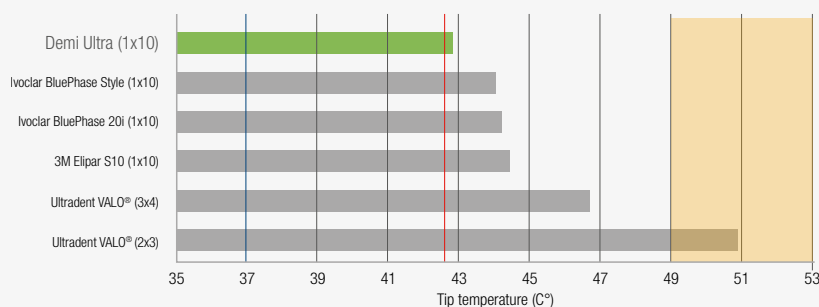
Study conducted by Yapp R., Baumann A., Powers J.M. (2014) The Dental Advisor. Comparative curing and thermal properties of Demi Ultra LED curing light.

Reduced energy

The risk of thermal injury is reduced by the low tip temperature. By locating high efficiency LEDs at the tip and incorporating an extra large heat sink, the tip temperature is kept low compared to other LED curing lights on the market.

Study conducted by Yapp R., Baumann A., Powers J.M. (2014) The Dental Advisor. Comparative curing and thermal properties of Demi Ultra LED curing light.

Curing light tip temperature after 20 second exposure



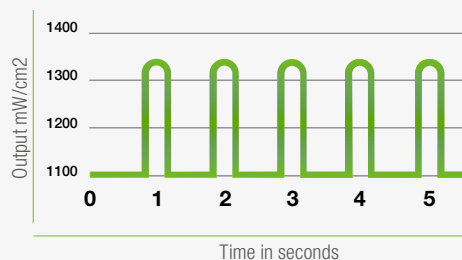
*Three second safety delay between multiple cures

Periodic Level Shifting (PLS)

Faster cures without excess heat

During each second of a curing cycle, Periodic Level Shifting (PLS), shifts the energy output of the LEDs from a base value of 1,100mW/cm² to a peak value of 1,330mW/cm² for one quarter of a second. The modulated energy delivered by PLS provides rapid curing without excess heat and no hermal shutdown.

Pulsing Power of PLS



Demi Ultra – LED Ultracapacitor Curing Light System

CONTENTS: 1x Handpiece; 1x 8mm LED Light Attachment, 1x Charging Dock with Radiometer; 1x Power Supply; 1x Protective Light Shield; 1 Hardness Disk Kit; 1x 5-Pack Barrier Bags; 1x Instructions for Use.

REF/Part No.	Description
35664	Demi Ultra – LED Ultracapacitor Curing Light System

Demi Ultra Warranty Extension

REF/Part No.	Description
35664 EXT	Demi Ultra Warranty Extension – «Extended +2»
35664 ACD	Demi Ultra Warranty Extension and Accidental Damage Coverage «Extended +2 & Safe»

Demi Ultra Accessories

REF/Part No.	Description
35665	Demi Ultra LED Light Attachment 8mm
35666	Demi Ultra Charging Dock with Built-In Radiometer
35667	Demi Ultra Handpiece
35668	Demi Ultra Light Shield
35815	Demi Ultra Power Supply
35837	1x Hardness Disk Kit
PEDEMIULTRA-100	Demi Ultra Barrier Bag – Pack of 100

OptiDisc®

High performing polishing and contouring disc



OptiDisc finishing and polishing discs allow your restorations to obtain a final polish equal to that of natural dentition, and are now even easier to choose.

Features

OptiDiscs are translucent for enhanced working surface visibility.

- Made of durable polyester impregnated with aluminium oxide particles.
- Flush mounted mandrel and patented retention system.
- Available in four abrasion variants.
- Shorter mandrel facilitates access to posterior and other restricted areas.

Benefits

The four grit system achieves a higher surface gloss in fewer steps than competitive products.

- Easy and time saving action.
- Long lasting performance.
- Easy access to restricted areas.

COLOUR CODING AND MANDREL SIZE

The especially coated mandrel is placed below the surface of the disc, for protection against scarring of the restoration and better handling. Available also in a short size to facilitate access to posterior and other restricted areas.

Standard mandrel

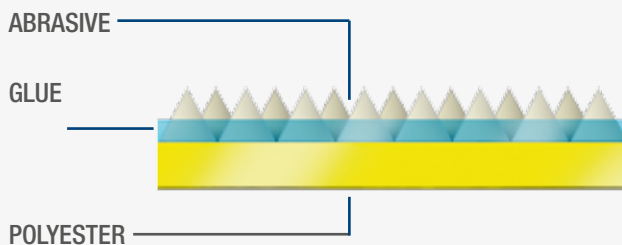


Short mandrel



ABRASIVE LAYER

Ready to use abrasive layer for higher efficiency.



OptiDisc General Assorted Kit

CONTENTS: 120x ø 9.6mm Assorted OptiDisc [30x Extra-Coarse; 30x Coarse; 30x Fine, 30x Extra-Fine]; 120x ø 12.6mm Assorted OptiDisc [30x Extra-Coarse; 30x Coarse; 30x Fine, 30x Extra-Fine]; 3x Standard Mandrels; 2x Short Mandrels; 1x OptiShine.

REF/Part No.	Description
4200	OptiDisc General Assorted Kit – 9.6mm, 12.6mm (240 pcs)

OptiDisc Assorted Kit

CONTENTS: 80x ø 15.9mm Assorted OptiDisc [20x Extra-Coarse; 20x Coarse; 20x Fine, 20x Extra-Fine]; 3x Standard Mandrels; 2x Short Mandrels; 1x OptiShine.

REF/Part No.	Description
4190	OptiDisc Assorted Kit – 15.9mm (80 pcs)

OptiDisc Mini Kit

CONTENTS: 120x ø 12.6mm Assorted OptiDisc [30x Extra-Coarse; 30x Coarse; 30x Fine, 30x Extra-Fine]; 3x Standard Mandrels; 2x Short Mandrels; 1x OptiShine.

REF/Part No.	Description
4188	OptiDisc Mini Kit – 12.6mm (120 pcs)

OptiDisc Refills

REF/Part No.	Description
4197	80x OptiDisc – 9.6mm – Extra-Coarse
4181	100x OptiDisc – 9.6mm – Coarse/Medium
4182	100x OptiDisc – 9.6mm – Fine
4183	100x OptiDisc – 9.6mm – Extra-Fine
4198	80x OptiDisc – 12.6mm – Extra-Coarse
4184	100x OptiDisc – 12.6mm – Coarse/Medium
4185	100x OptiDisc – 12.6mm – Fine
4186	100x OptiDisc – 12.6mm – Extra-Fine
4199	80x OptiDisc – 15.9mm – Extra-Coarse
4191	100x OptiDisc – 15.9mm – Coarse/Medium
4192	100x OptiDisc – 15.9mm – Fine
4193	100x OptiDisc – 15.9mm – Extra-Fine
195	5x OptiDisc Standard Mandrel
196	5x OptiDisc Short Mandrel

Occlubrush®

One step polishing brush system

Pre-polishing and high gloss polishing of composites, compomers, resin-modified glass ionomers and ceramics to a high gloss with one instrument – Occlubrush.

Features

Occlubrush comes in a variety of shapes precisely matched for polishing occlusal and interproximal areas.

- Three shapes.
- Bristle fibres impregnated with silicon carbide particles.
- Autoclavable for multiple uses.

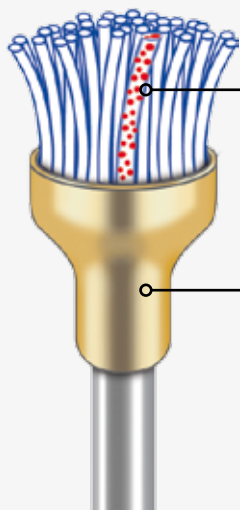
Benefits

This brush system does not cause damage to the tooth structure or to the margin of restorations.

- Eliminates the need for paste.
- Faster and more efficient than polishing paste systems.
- More comfortable for the patient.



THE BRUSHES



Each bristle is a polishing instrument.

Special fibres with in-built silicon-carbide abrasive particles.

Not liable to confusion.

Easily recognisable by the golden shaft.



Regular cup



Small cup



Point

Occlubrush Assorted Kit

CONTENTS: 5x Occlubrush – Regular Cup; 5x Occlubrush – Small Cup; 5x Occlubrush – Point.

REF/Part No.	Description
2520	Occlubrush Assorted Kit

Occlubrush Refills

REF/Part No.	Description
2503	Occlubrush – Regular Cup – Pack of 3
2504	Occlubrush – Small Cup – Pack of 3
2505	Occlubrush – Point – Pack of 3
2510	Occlubrush – Regular Cup – Pack of 10
2511	Occlubrush – Small Cup – Pack of 10
2512	Occlubrush – Point – Pack of 10



Opti1Step Polisher

One step polishing system



Smooth surface and high gloss, in just one step!

Opti1Step is a multiple use **one step polishing system** for **all types of composite restorations**, guaranteeing excellent results in either wet or dry applications.

Features

- Unique abrasive matrix requiring no paste application
- Bendable tip available in three shapes
- Autoclavable tip and gold plated mandrel for great performances over time

Benefits

- Faster smooth and high gloss surface achieved in one step
- Easier handling and abrasiveness control
- Reduced surface roughness and bacterial retention

TIP SHAPES AVAILABLE

DISCS


are ideal for facial surfaces and established line angles

FLAMES

are ideal for posterior occlusal and concave lingual surfaces

CUPS

are well suited for molar cusps, and cervical and proximal line angle areas



Opti1Step Flame/Cup/Disc

CONTENTS: 12 Composite Opti1Step Polishes

REF/Part No.	Description
8001	Opti1Step Flame
8002	Opti1Step Cup
8003	Opti1Step FlameDisc

Opti1Step Assortment Kit

CONTENTS: 12 Composite Opti1Step Polisher: 4 Flames, 4 Cups, 4 Discs

REF/Part No.	Description
8000	Opti1Step Assortment Kit

Opti1Step Assorted Minikit

CONTENTS: 6 Composite Opti1Step Polisher: 2 Flames, 2 Cups, 2 Discs

REF/Part No.	Description
8004	Opti1Step Assorted Minikit

Take 1[®] Advanced[™]

VPS impression material



RESTORATIVES

Take 1 Advanced impression material offers an optimum combination of physical properties – strength, elasticity, dimensional stability – and the ability to register detail in any environment.

Features

The new system that brings together Take 1 Advanced and AlgiNot Volume contains more material and leaves less waste, so you get even better value on two great products.

- Outstanding tear strength and elongation.
- Hydrophilic wash material.
- Excellent dimensional stability.

Benefits

Take 1 Advanced comes in the widest selection of set times, delivery systems and consistencies available on the market today.

- Strong, flexible material that stretches around undercuts without tearing or distorting.
- Displaces intra oral fluids to produce impressions with great detail and no voids or gaps
- Impression will not distort due to dimensional change or temporary deformation.

Take 1 Advanced – Bite Registration Refills

CONTENTS: 2x 50ml Cartridges; 6x Large Mixing Tips ; 6x Bite Registration Intraoral Tips.

REF/Part No.	Description
34148	Take 1 Advanced – Bite Registration

Take 1 Advanced – Light/Regular Refills

CONTENTS: 2x 50ml Cartridges; 6x Small Mixing Tips; 6x Small Intraoral Tips.

REF/Part No.	Description
34149	Take 1 Advanced – Light Body Wash Fast Set
34150	Take 1 Advanced – Light Body Wash Regular Set
34155	Take 1 Advanced – Regular Body Wash Fast Set
34156	Take 1 Advanced – Light Body Wash Regular Set

Take 1 Advanced – Medium/Tray Refills

CONTENTS: 2x 50ml Cartridges; 6x Large Mixing Tips.

REF/Part No.	Description
34152	Take 1 Advanced – Medium Fast Set
34153	Take 1 Advanced – Medium Regular Set
34158	Take 1 Advanced – Tray Fast Set
34159	Take 1 Advanced – Tray Regular Set

Take 1 Advanced – Volume Intro Kit Fast Set

CONTENTS: 1x 300ml Tray Base Fast Set; 1x 62ml Tray Catalyst Fast Set; 1x Reusable Cartridge for Volume; 10x Dynamic Mixing Tips for Volume; 1x 15ml VPS Adhesive; 2x 50ml Cartridges Light Body Wash Fast Set; 2x 50ml Cartridges Regular Body Wash Fast Set; 12x Small Mixing Tips; 12x Small Intraoral Tips.

REF/Part No.	Description
34142	Take 1 Advanced – Volume Intro Kit Fast Set

Take 1 Advanced – Putty Fast Set

CONTENTS: 1x 400g Putty Base Fast Set; 1x 400g Putty Catalyst Fast Set; 2x Putty Scoops; 18x Putty Spacers.

REF/Part No.	Description
34144	Take 1 Advanced – Putty Fast Set

Temp-Bond®

Temporary cement



Temp-Bond is a self-curing zinc-oxide eugenol based temporary cement indicated for temporary crowns, bridges or splints, and for trial cementing permanent restorations.

Features

Temp-Bond's smooth flow allows for exceptional handling, resulting in an effortless and complete restoration seating.

- Delivery choices.
- High bond strength.
- Easy removal.

Benefits

Temp-Bond withstands mastication, seals the restoration and prevents leakage, yet affords easy removal when desired.

- Unidose, tubes and automix syringe offer flexibility.
- Delivers optimal consistency for solid, complete seating of restorations.
- Prevents leakage and sensitivity to cold and heat.
- Enhanced patient comfort.

Temp-Bond – Introductory Pack

CONTENTS: 1x 50g Tube Base; 1x 15g Tube Accelerator; 1x 13g Tube Modifier; 1x Mixing Pad.

REF/Part No.	Description
60058	Temp-Bond – Introductory Pack (with Modifier)

Temp-Bond – Standard Pack

CONTENTS: 1x 50g Tube Base; 1x 15g Tube Accelerator; 1x Mixing Pad.

REF/Part No.	Description
61087	Temp-Bond – Standard Pack (without Modifier)

Temp-Bond – Unidose

CONTENTS: 50x 2.4g Unidose.

REF/Part No.	Description
31377	Temp-Bond Unidose – 120g



Temp-Bond – Automix Syringe

CONTENTS: 2x 11.8g Syringe; 20x Mixing Tips.

REF/Part No.	Description
33684	Temp-Bond – Automix Syringe

Temp-Bond – Refills

REF/Part No.	Description
60254	Temp-Bond – 50g Tube Base
60255	Temp-Bond – 15g Tube Accelerator
61081	Temp-Bond – 13g Modifier

Temp-Bond® NE

Non-eugenol temporary cement



Temp-Bond NE non-eugenol temporary zinc-oxide cement offers an option for patients allergic to eugenol.

Features

This non-eugenol temporary cement will not inhibit the polymerisation of permanent resin cements and acrylic temporaries.

- Eugenol free.
- High bond strength.

Benefits

Provides the same flow and retentive properties of Temp-Bond.

- The optimal option for patients allergic to eugenol.
- Delivers optimal consistency for solid, complete restoration seatings.

Temp-Bond NE

CONTENTS: 1x 50 ml Tube Base; 1x 15ml Tube Accelerator; 1x Mixing Pad.

REF/Part No.	Description
60256	Temp-Bond NE

Temp-Bond NE – Unidose

CONTENTS: 50x 2.4g Unidose.

REF/Part No.	Description
31973	Temp-Bond NE Unidose – 120g

Temp-Bond NE – Automix Syringe

CONTENTS: 2x 11.7g Syringe; 20x Mixing Tips.

REF/Part No.	Description
33685	Temp-Bond NE – Automix Syringe

Temp-Bond® Clear™

Translucent provisional cement



Resin based Temp-Bond Clear is the most translucent provisional cement available, ensuring superior aesthetics.

Features

Temp-Bond Clear offers a dual cure for added security and flexibility, ease of handling, excellent mechanical retention, and easy removal from preparations.

- The most translucent provisional cement.
- High bond strength.

Benefits

Temp-Bond Clear is eugenol free, allowing it to be used with resin luting cements.

- The best solution for the most aesthetic restoration.
- Delivers optimal consistency for complete restoration seatings, but is easy to remove when required.

Temp-Bond Clear – Automix Syringe

CONTENTS: 1x 6g Syringe; 10x Mixing Tips.

REF/Part No.	Description
33351EU	Temp-Bond Clear – Automix Syringe

Temp-Bond – Accessories

REF/Part No.	Description
33361	50x Automix Tip Refill

Maxcem Elite™

Self-etch, self-adhesive resin cement



Maxcem Elite self-etch, self-adhesive resin cement for indirect restorations is simplicity refined, offering you the best in class adhesion when compared to other leading self-adhesive cements.

Features

Maxcem Elite's thixotropic property facilitates the placement of material and easy clean up.

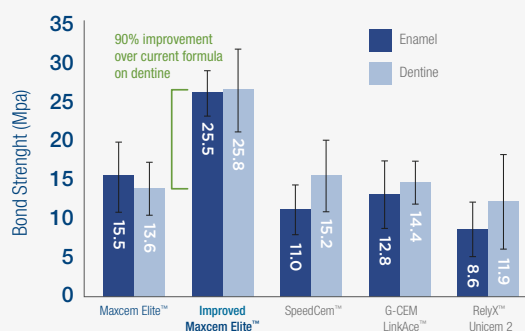
- 90 percent greater bond strength to dentine.
- No colour shift.
- Dual cure mechanism.
- Compatible with all indirect restorations.

Benefits

Maxcem Elite employs the same unique adhesive monomer used in Kerr's OptiBond family of bonding agents.

- Strong and durable bond with various substrates.
- Predictable handling.
- Exceptional ease of use.
- Great aesthetics.

90 PERCENT GREATER BOND STRENGTH TO DENTINE



Bond strength of several self-adhesive cements to enamel and dentine.

Maxcem Elite employs the same unique adhesive monomer used in Kerr's OptiBond family of bonding agents. The optimised resin matrix and filler systems improve wettability, resulting in greater adhesion to dentine.

Study conducted by Brown W., Bishop J., Park A., Fox L., Giordano E., Kugel G., Perry R. (2015) Bond strength of several self-adhesive cements to enamel and dentin.

Maxcem Elite – Standard Kit

CONTENTS: 5x 5g Syringes (2x Clear, 1x White, 1x White Opaque, 1x Yellow); 24x Automix Tips (Regular); 16x Automix Tips (Wide Opening); 8x Intraoral Tips; 8x Root Canal Tips; Technique Guide.

REF/Part No.	Description
34055	Maxcem Elite – Standard Kit

Maxcem Elite – Value Kit

CONTENTS: 2x 5g Syringes (Clear); 11.7g Temp-Bond NE Automix Syringe; 8x Automix Tips (Regular); 8x Automix Tips (Wide); 8x Intraoral Tips; 10x Temp-Bond Automix Tips; Technique Guide.

REF/Part No.	Description
34056	Maxcem Elite – Value Kit

Maxcem Elite – Mini Kit

CONTENTS: 1x 5g Syringe (Clear); 4x Automix Tips (Regular); 4x Automix Tips (Wide); 4x Intraoral Tips; Technique Guide.

REF/Part No.	Description
34057	Maxcem Elite – Mini Kit

Maxcem Elite – Refills

CONTENTS: 2x 5g Syringes; 8x Automix Tips (Regular); 8x Automix Tips (Wide); 8x Intraoral Tips; Technique Guide.

REF/Part No.	Description
34058	Maxcem Elite – Clear
34059	Maxcem Elite – White
34060	Maxcem Elite – White Opaque
34061	Maxcem Elite – Yellow

Maxcem Elite – Accessories

REF/Part No.	Description
34074	40x Automix Tips (Regular)
34075	8x Intraoral Tips; 8x Automix Tips (Wide)
34076	8x Root Canal Tips; 8x Automix Tips (Wide)

Maxcem Elite™ Chroma

Self-etch, self-adhesive resin cement with Cleanup Indicator



Maxcem Elite Chroma self-etch, self-adhesive resin cement for indirect restorations is the evolution of Maxcem Elite. Same formula, same bond strength, same performance with a new unique feature: a gel state colour cleanup indicator that shows dentists the ideal time to remove excess cement.

Features

Built on Maxcem Elite's successful formula, Maxcem Elite Chroma is enhanced with additional features.

- Gel state colour indicator to remove excess cement.
- One-Peel™ Cleanup.

Benefits

Suitable with all desired indirect restorations and substrates including zirconia, gold, rexillium, lithium disilicate, porcelain, composite and titanium.

- Smart and easier excess removal.
- Outstanding aesthetics and shade matching.
- One of the most secure holds on the market.

EASY CEMENT REMOVAL



Gel-state colour cleanup indicator visually displays the optimal time to remove excess cement
Cement is pink when dispensed. The colour will then disappear once the cement reaches its gel state

Maxcem Elite Chroma – Refills

CONTENTS: 2x 5g Syringes; 8x Automix Tips (Regular); 8x Automix Tips (Wide); 8x Intraoral Tips; Technique Guide.

REF/Part No.	Description
36372	Maxcem Elite Chroma – Clear
36373	Maxcem Elite Chroma – White
36374	Maxcem Elite Chroma – Yellow

Maxcem Elite Chroma – Standard Kit

CONTENTS: 4x 5g Syringes (2x Clear, 1x White, 1x Yellow); 16x Automix Tips (Regular); 8x Automix Tips (Wide); 8x Intraoral Tips; 8x Root Canal Tips; Technique Guide.

REF/Part No.	Description
36371	Maxcem Elite Chroma – Standard Kit

Maxcem Elite Chroma – Accessories

REF/Part No.	Description
36375	40x Automix Tips (Regular)
36376	8x Intraoral Tips; 8x Automix Tips (Wide)
36377	8x Root Canal Tips; 8x Automix Tips (Wide)

NX3

Dual-cure resin cement



Universally indicated for all indirect applications, NX3 is a permanent resin cement system with an innovative chemistry for unmatched aesthetics, adhesion and versatility.

Features

With Kerr's proprietary amine free initiator system and optimised resin matrix, NX3 is truly colour stable.

- Simplified delivery.
- Bonds to all substrates.
- Self-etch or total-etch.
- Dual-cure and light-cure applications.
- Can set total dark cure when used with OptiBond XTR

Benefits

The automixing dual-cure cement can be used for all indirect applications, including veneers.

- Automix syringe eliminates hand mixing.
- Excellent adhesion to dentine, enamel, CAD/CAM blocks, ceramic, porcelain, resin and metal.
- Long term aesthetics whether dual-cure or light cure cements are used.
- Easy cleanup in gel state.
- Light-cure is ideal for veneer thanks to the unlimited working time.

NX3 – Intro Kit

CONTENTS: 3x 5g Syringe Dual-Cure (1x Clear, 1x White, 1x Yellow); 3x 1.8g Syringe Light-Cure (1x Clear, 1x White, 1x Yellow); 3x 3g Syringe Try-In Gel (1x Clear, 1x White, 1x Yellow); 1x 5ml Bottle Silane Primer; 24x Automix Tips; Technique Guide and Instructions for Use.

REF/Part No.	Description
33642	NX3 – Intro Kit

NX3 – Trial Kit

CONTENTS: 1x 5g Syringe Dual-Cure Clear shade; 8x Automix Tips; 1x 5ml Bottle OptiBond All-In-One "Self-Etch" Adhesive; Instructions for Use.

REF/Part No.	Description
33653	NX3 – Trial Kit

NX3 – Light-Cure Kit

CONTENTS: 3x 1.8g Syringe Dual-Cure (1x Clear, 1x White, 1x Yellow); 3x 3g Syringe Try-In Gel (1x Clear, 1x White, 1x Yellow); 10x 0.10ml OptiBond Solo Plus Unidose Packets; 1x 3g Syringe Gel Etchant; 1x 5ml Bottle Silane Primer; 10x Applicator Tips; 10x Gel Etchant Syringe Tips; Instructions for Use.

REF/Part No.	Description
33682	NX3 – Light-Cure Kit

NX3 – Refills

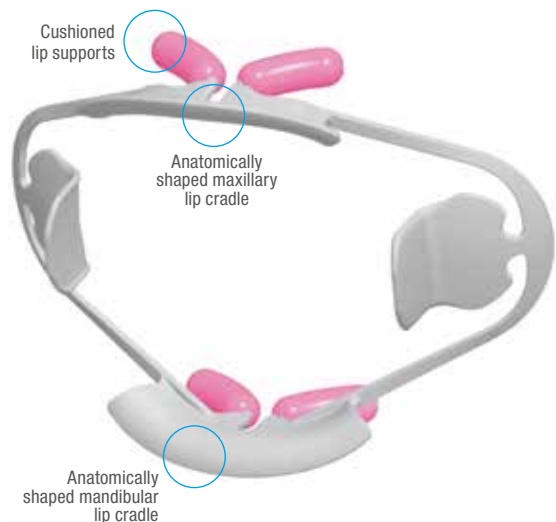
REF/Part No.	Description
33643	5g Automix Dual-Cure Syringe – Clear
33644	5g Automix Dual-Cure Syringe – White
33645	5g Automix Dual-Cure Syringe – Yellow
33646	5g Automix Dual-Cure Syringe – Bleach
33647	5g Automix Dual-Cure Syringe – White Opaque
33648	1.8g Light-Cure Syringe – Clear
33649	1.8g Light-Cure Syringe – White
33650	1.8g Light-Cure Syringe – Yellow
33651	1.8g Light-Cure Syringe – Bleach
33652	1.8g Light-Cure Syringe – White Opaque
33656	3g Try-In Gel – Clear
33657	3g Try-In Gel – White
33658	3g Try-In Gel – Yellow
33659	3g Try-In Gel – Bleach
33660	3g Try-In Gel – White Opaque

NX3 – Accessories

REF/Part No.	Description
33655	50x Automix Tips

OptiView™

Lip and cheek retractor



Innovative OptiView provides retraction of lips and cheeks for improved buccal and gingival access at the same time.

Features

OptiView facilitates both lip and cheek retraction with one device without the need for additional hands or instruments.

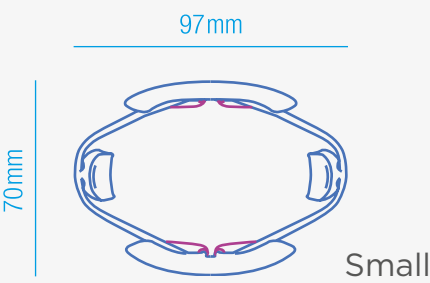
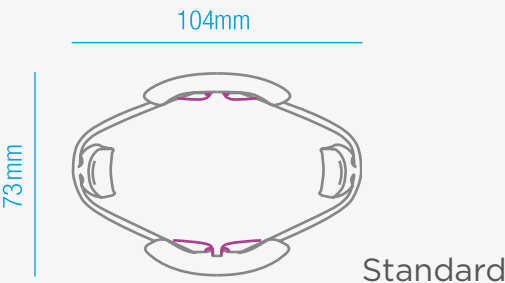
- Uniform perioral retraction.
- Passive placement.
- Cushioned lip supports.
- Autoclavable frames and cushions.

Benefits

Owing to its anatomic shape, OptiView minimises tension, offering patient comfort even during longer dental treatments.

- Dual purpose.
- Unobstructed view.
- Offers convenience when taking pictures.

AVAILABLE SIZES



EASY PLACEMENT



OptiView – Kit

CONTENTS: 2x Lip and Cheek Retractors with Mounted Cushions.

REF/Part No.	Description
5500	OptiView Standard Kit
5502	OptiView Small Kit

OptiView – Refills

REF/Part No.	Description
5501	10x OptiView Refill Cushions

Cleanic® in tube

One step prophylaxis pastes with perlite



Cleanic is the proven one step prophylaxis paste with integrated cleaning variability. The perlite technology turns Cleanic into a unique paste that combines high cleaning power, polishing of dental surfaces and gentleness on hard tissue.

Features

During the first seconds of use, Cleanic exerts a high cleaning power that converts into a gentle polishing action as the Perlite particles fragment.

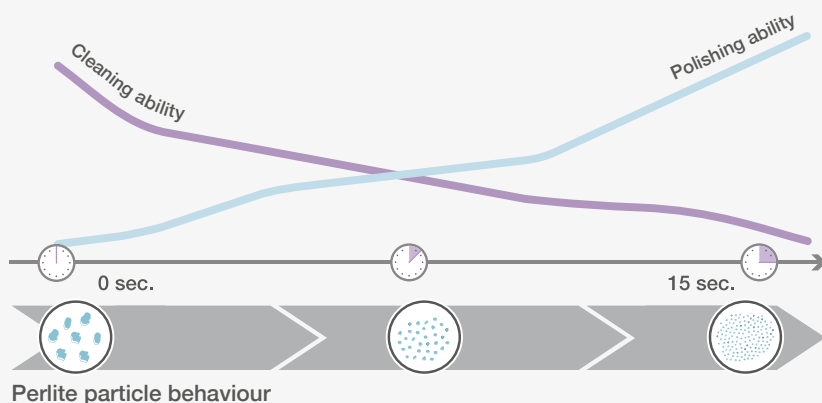
- Integrated abrasion variability.
- Available in five versions – Mint (with and without fluoride), Green Apple, Berry Burst and in a variant free of artificial colours and flavours.
- Recommended application with Pro-Cup

Benefits

With the use of one single paste it is possible to accomplish efficient initial cleaning and subsequent high polishing.

- Time saving.
- Maximum cleaning and polishing with low abrasion of enamel and dentine.
- Outstanding results.

PERLITE PARTICLE BEHAVIOUR



One step cleaning and polishing procedure: Cleanic

Thanks to patented perlite technology, Cleanic features integrated abrasion variability that allows a one step prophylaxis procedure.

Cleanic in Tube

CONTENTS: 1x 100g Tube Cleanic Prophylaxis Paste; Instructions for Use.

REF/Part No.	Description
3180	Cleanic in Tube Mint (0.10 percent fluoride as NaF)
3182	Cleanic in Tube Green Apple (0.10 percent fluoride as NaF)
3183	Cleanic in Tube Mint Fluoride Free
3184	Cleanic in Tube Light (0.10 percent fluoride as NaF)
3186	Cleanic in Tube Berry Burst (0.10 percent fluoride as NaF)

Pro-Cup®

Prophy cup

The Pro-Cup range allows the economical, splash-free application of prophy paste.

Features

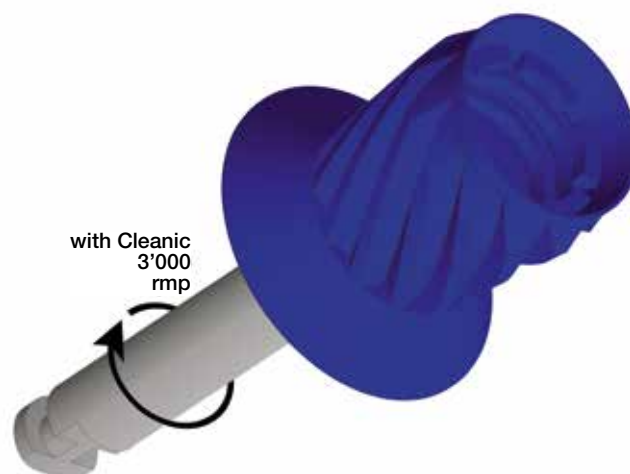
The lamellar inner and outer profile drives the prophy paste and saliva towards the edge of the cup on a helical principle, minimising splatter.

- Not made with natural rubber latex.
- Single use.
- Soft and hard versions available.
- Two sizes (standard and junior).

Benefits

Pro-Cup offers the optimal cleaning and polishing tool whatever the clinical situation and clinician's preferences.

- Hygienic and efficient working.
- Avoids cross contamination and reprocessing.
- Low coefficient friction for improved patient comfort.
- Economical.



PREVENTION

CUP SIZES AND TYPES

		Latch-Type	Screw-Type
Pro-Cup – Soft			
Pro-Cup – Hard			
Pro-Cup Junior – Soft			
Pro-Cup Junior – Hard			

Pro-Cup

REF/Part No.	Description
990/30	Pro-Cup – Soft – Latch-Type – Pack of 30
990/120	Pro-Cup – Soft – Latch-Type – Pack of 120
1810/30	Pro-Cup – Soft – Screw-Type – Pack of 30
1810/120	Pro-Cup – Soft – Screw-Type – Pack of 120
991/30	Pro-Cup – Hard – Latch-Type – Pack of 30
991/120	Pro-Cup – Hard – Latch-Type – Pack of 120
1811/30	Pro-Cup – Hard – Screw-Type – Pack of 30
1811/120	Pro-Cup – Hard – Screw-Type – Pack of 120

Pro-Cup Junior

REF/Part No.	Description
992/30	Pro-Cup Junior – Soft – Latch-Type – Pack of 30
992/120	Pro-Cup Junior – Soft – Latch-Type – Pack of 120
1812/30	Pro-Cup Junior – Soft – Screw-Type – Pack of 30
1812/120	Pro-Cup Junior – Soft – Screw-Type – Pack of 120
993/30	Pro-Cup Junior – Hard – Latch-Type – Pack of 30
993/120	Pro-Cup Junior – Hard – Latch-Type – Pack of 120
1813/30	Pro-Cup Junior – Hard – Screw-Type – Pack of 30

Miniature Brushes

Miniature tooth cleaning and polishing brushes



Natural Nylon

Absolute top product for quality and design when it comes to miniature brushes.

Features

The smallest brushes of its type.

- Perfect filament shape.
- Single use.
- For contra angle handpiece.
- Natural and nylon brushes available.

Benefits

Loaded with prophylaxis paste is used for cleaning/polishing natural teeth as well as glass ionomer, composite or metallic fillings.

- Avoids cross contamination and reprocessing.
- Low surface heating.

Miniature Brushes

REF/Part No.	Description
831 RA	Miniature Brushes – Natural Bristles – Contra Angle – Pack of 10
831/100	Miniature Brushes – Natural Bristles – Contra Angle – Pack of 100
835 RA	Miniature Brushes – Nylon Bristles – Contra Angle – Pack of 10
835/100	Miniature Brushes – Nylon Bristles – Contra Angle – Pack of 100

Pro-Brush

Miniature tooth cleaning and polishing brushes



Natural Nylon

Pro-Brush are designed to clean and polish natural teeth as well as glass ionomer, composites or metallic fillings.

Features

The smallest brushes of its type with an added value.

- Polymer cup.
- Single use.
- For contra angle handpiece.
- Natural and nylon brushes available.

Benefits

The tooth surface is not damaged if the polymer cup accidentally contacts it during the cleaning and polishing procedure.

- Easy to identify.
- Not made with natural rubber latex.
- Avoids cross contamination and reprocessing.

Pro-Brush

REF/Part No.	Description
841 RA	Pro-Brush – Natural Bristles – Contra Angle – Pack of 10
841/100	Pro-Brush – Natural Bristles – Contra Angle – Pack of 100
845 RA	Pro-Brush – Nylon Bristles – Contra Angle – Pack of 10
845/100	Pro-Brush – Nylon Bristles – Contra Angle – Pack of 100

Seal-Tight®

Disposable air/water syringe tips

The Seal-Tight disposable syringe tip with an interlock system eliminates wear and tear at the insertion point of the air/water syringe and ensures a fresh seal with every new tip.

Features

Seal-Tight's patented technology sets it apart from every other disposable syringe tip currently available.

- Self sealing rubber acts like an o-ring with each tip replacement.
- Dry air on demand.
- Tips are easy to insert & remove

Benefits

Seal-Tight ensures dry air every time and eliminates the risk of moisture damage during procedures.

- Single use, eliminates the risk of cross contamination.
- Saves time wasted on processing metal tips.
- Plastic tip can bend to 90° angle.
- Easily retracts lips and cheek without bending.



PREVENTION

12 ADAPTERS AVAILABLE



Seal-Tight

REF/Part No.	Description
PE77200	200x Seal-Tight Tips – White Colour
PE72200	200x Seal-Tight Tips – Spectrum – Assorted Colours

SPECTRUM

Available in seven assorted colours



Seal-Tight

REF/Part No.	Description
PE77021/A	Seal-Tight Adapter – Adec styles
PE77022/M	Seal-Tight Adapter – Engle-Marco
PE77023/D	Seal-Tight Adapter – DentalEZ
PE77024/P	Seal-Tight Adapter – DCI Standard
PE77025/P	Seal-Tight Adapter – For quick connect “press ring”
PE77026/K	Seal-Tight Adapter – KaVo 773.0500/0510
PE77027/L	Seal-Tight Adapter – Luzzani Mini Light
PE77028/S	Seal-Tight Adapter – Sirona Sprayvit 4000
PE77030/S	Seal-Tight Adapter – Sirona Sprayvit L (Snap-on)
PE77031/K	Seal-Tight Adapter – Kavo 773.000L (Snap-on)
PE77033/C	Seal-Tight Adapter – Cefla/Anthos* (Snap-on)
PE77034/K	Seal-Tight Adapter – Kavo E30 Syringe

* Castellini/Stern Webber – Before 2013

CaviCide™

Three in one cleaner, disinfectant and decontaminant

PREVENTION



Convenient and ready for use, CaviCide is a broad spectrum medical device surface disinfectant effective against viruses and bacteria including TB, HBV, HCV, HIV, MRSA, VRE and fungi.

Features

CaviCide provides the modern practice an efficient, non toxic, high performance cleaner/disinfectant.

- Compatible with most dental and medical surfaces and equipments.
- Low alcohol contents: 17.2 percent IPA.
- Fragrance free.

Benefits

CaviCide does three actions in one, saving money by reducing repetitive inventory and time.

- Ready to use.
- Broad spectrum of kill.
- Fast action – kills TB in three minutes and MRSA, HIV-1, HBV and HCV in two minutes.

MULTI-PURPOSE

- Pre-cleaning decontaminant spray
- Ultrasonic pre-cleaning solution
- Manual pre-cleaner
- Disinfectant spray
- Disinfectant immersion

CaviCide

REF/Part No.	Description
4731223	CaviCide – 5l Tank
4731222/15	CaviCide – 700ml Bottle – Pack of 15
4731221/15	CaviCide – 200ml Bottle – Pack of 15
4731229	CaviCide – Pump for 5l Tank



CaviWipes™

Ready to use wipes

CaviWipes are durable, non woven, non abrasive disposable towelettes pre-saturated with CaviCide.

Features

Fully saturated wipe designed to drench the surface of medical devices.

- Non abrasive.
- Available in two formats and sizes
 - Flatpack (17.5x 22.5 cm)
 - Canister (15.24x 17.15 cm).
- Durable non woven towelettes.

Benefits

CaviWipes sturdy towelettes will not bunch up during use and offer superior surface contact and better fluid capacity than similar wipes.

- Fast action – kills TB in three minutes and MRSA, HIV-1, HBV and HCV in two minutes.
- Towelettes will not bunch up during use
- Suitable for use on hard, non porous surfaces.

Easy open
flip top

Patented
adhesive-backed
strip

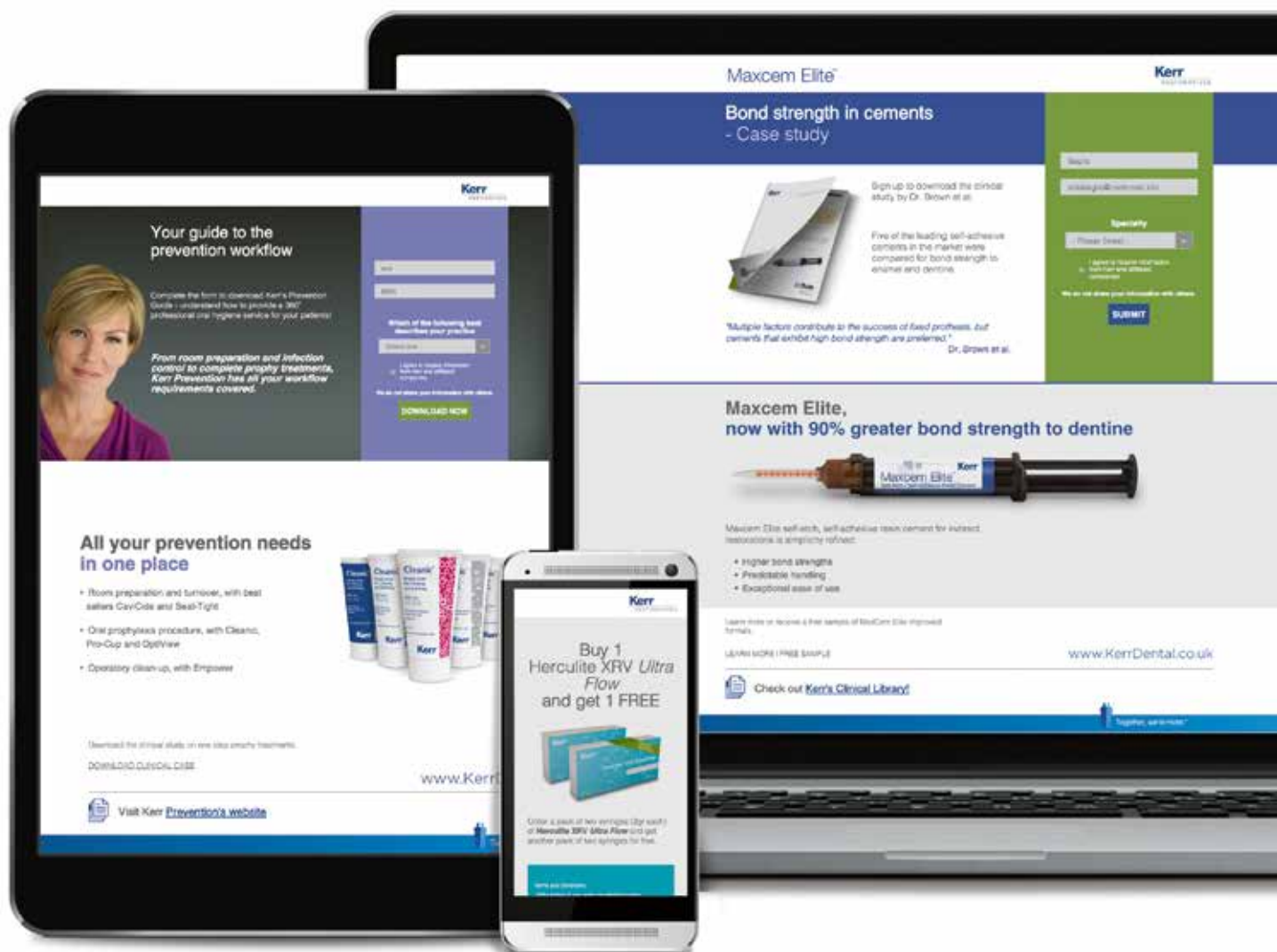
PREVENTION



CaviWipes	
REF/Part No.	Description
4731160	CaviWipes – 160 Pre-Saturated Towelettes Canister – Pack of 12
4731245	CaviWipes – 45 Pre-Saturated Towelettes Flat Packs – Pack of 20

Subscribe to Kerr eNews

Be one of the first to know about Kerr Dental products! Sign up to our eNewsletter to receive updates about new product developments, free CPD opportunities, clinical articles, product samples, and the latest news to help you in your practice.



www.KerrDental.com



Your partner for professional education

Don't miss our great educational opportunities! All events are led by national and international opinion leaders in the dental sector

A complete programme of half day and full day **hands-on** courses each focused on helping you tackle a specific procedure problem.

Free dental **webinars** to brush up on endodontics, restorative or prevention techniques by just logging in.

Lectures across the major dental events in the region – to hear from leading experts about best practice and learnings from the field.

Interested?

Visit our website to view full list of events:

www.KerrDental.com